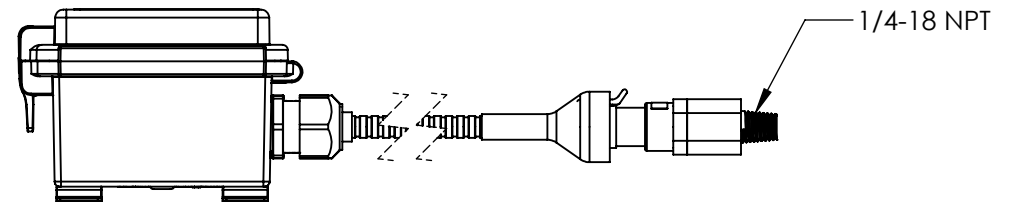
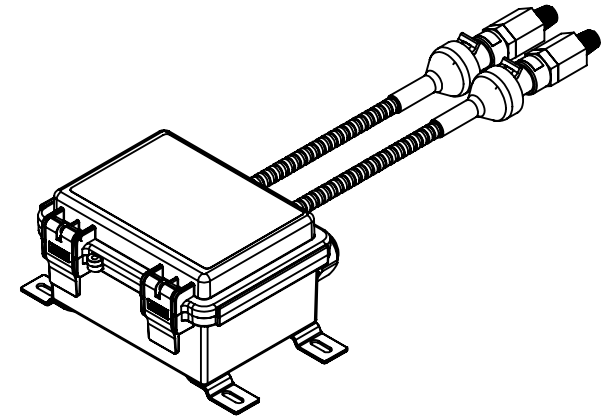
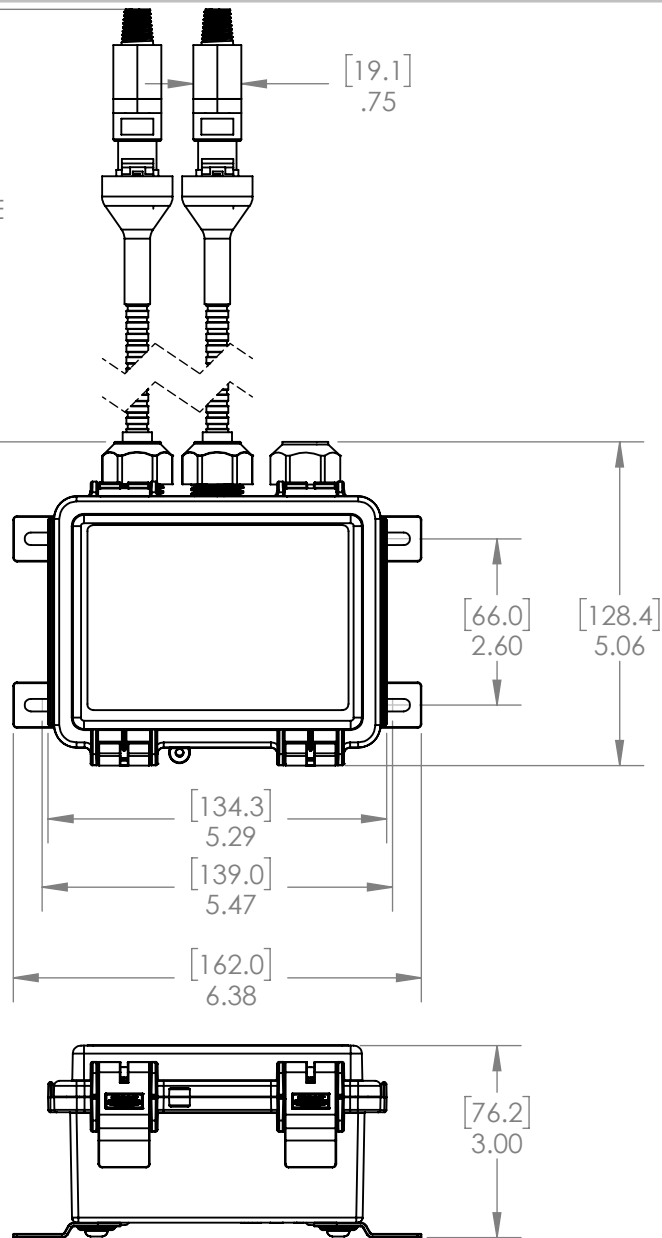


REFERENCE TABLE



DIMENSIONS ARE IN INCHES
TOLERANCES: (UNLESS NOTED)
3 PLACE DECIMAL = ± 0.010
2 PLACE DECIMAL = ± 0.010
1 PLACE DECIMAL = ± 0.050
DIMENSIONS IN INCHES
DRAWING NOT TO SCALE

PROPRIETARY AND CONFIDENTIAL
THE INFORMATION CONTAINED IN THIS
DRAWING IS THE SOLE PROPERTY OF
AUTOMATION COMPONENTS INC. ANY
REPRODUCTION IN PART OR AS A WHOLE
WITHOUT THE WRITTEN PERMISSION OF
AUTOMATION COMPONENTS INC. IS
PROHIBITED.



LENGTH OPTIONS	TOLERANCE
10'	+/- 6"
20'	+/- 6"
40'	+/- 6"

DEBURR AND BREAK
SHARP EDGES

MATERIAL:

DESCRIPTION:
WPR2 Non-LCD Metal Clad

DWG. NO.
M0000663

REV
1

DATE:
8/4/2021

DRAWN BY:
TEQ

APPROVED BY:

SCALE: 1:4

DO NOT SCALE DRAWING

SHEET 1 OF 1